



AUSTRALIAN LOT FEEDERS' ASSOCIATION

## MEDIA RELEASE

[Read online](#)

15 November 2024

# Australian Feedlot Sector Sustains Strong Growth with Record Export Volumes

- **Numbers on feed stayed above 1.4 million head, and capacity sat at 1.6 million head.**
- **Turnoff of lifted 39% on Q3 2023, the second largest turnoff volume of record.**
- **Australian grain fed beef exports reached a record surpassing 100,000 tonnes.**

Impressive numbers through Australian feedlots remained for the 2024 September quarter, as shown by the results of the quarterly feedlot survey published by the Australian Lot Feeders' Association (ALFA) and Meat & Livestock Australia (MLA). Numbers on feed remained above 1.4 million head, and capacity remained at 1.6 million.

ALFA President Grant Garey said that despite some increases in feed and feeder steer prices, increased supply of feeders has encouraged a new business as usual for lot feeders, taking advantage of relatively stable margins.

"The Australian feedlot sector has grown 24% in just the past five years. While the numbers on feed lifted just 6,200, and capacity is up less than 6,000 head, it is comforting to see the sector can maintain size after over two years of impressive growth."

"Small increases in capacity and numbers have shown a maintenance in the sector over the past six months. State records were seen in NSW and SA, while Queensland and Victoria dipped in numbers," Mr Garey said.

Turnoff figures for the quarter were lifted 17% from the previous quarter and 39% from the same quarter in 2023, with 859,930 head, the second largest turnoff volume of record.

"The recent period of high numbers on feed has now flowed through the system as cattle finish programs. Encouragingly, with numbers remaining solid, this high turnoff is not indicating any move to reduce the capacity and intensity of current programs," concluded Mr Garey.

Australian beef exports lifted 12% year-on-year to a record 365,842 tonnes. Grain fed beef made up 28% of this total volume, reaching its individual volume record lifting above 100,941 tonnes.

Senior Market Information Analyst for MLA Erin Lukey supported the record total beef export figures by pointing to productive feedlots.

"High turnoff related to number of head, partnered with larger carcasses from longer programs are exiting the system and have been contributing to Australian record beef export figures seen this year," noted Ms Lukey.

"Individually, our top three markets have remained solid. Japan remained our largest grain fed market, despite a 9% reduction, making up 32% of all grain fed exports. China made up 25% of export share, while Korea made up 21% of exports," said Ms Lukey.

"Multiple years of drought conditions in the US has led to a US focus on domestic consumption, increasing the market share of high-value Australian beef in the shared markets of Japan and Korea. Additionally, grain fed exports to the US have lifted 59% into a traditionally grass-fed lean market."

Feeder cattle supply through saleyards remains solid to support these export and production volumes. Saleyard throughput lifted 7% over the quarter, making Q3 the largest saleyard throughput for feeder steers since 2015.

"Queensland and NSW drove this lift, up 15% and 6% respectively. Declines of 32% and 27% in SA and Victoria were expected due to tough conditions experienced across the states," said Ms Lukey.

The average feeder steer prices and Darling Downs wheat prices lifted across the quarter. National feeder steer prices came in at 357¢/kg cwt, up 10% on the previous quarter, and wheat prices up a similar 7% to 393\$/tonne.

"Livestock and feed are the two main inputs for feedlots. Both major inputs being up this quarter have placed additional pressure on feedlot margins. However, looking at monthly prices, a reduction in both over September is a positive move," concluded Ms Lukey.

**ENDS.**

**Media Enquiries:**

Jack Johnston  
MLA Corporate Affairs and Media Manager

[media@mfa.com.au](mailto:media@mfa.com.au)

0407 282 971

Grant Garey

ALFA President

[info@feedlots.com.au](mailto:info@feedlots.com.au)

(02) 9290 3700

## NUMBERS ON FEED

Quarter	NSW	VIC	QLD	SA	WA	Total
Sep-24	397,342	59,762	829,198	75,697	62,393	1,424,392
Jun-24	385,127	60,351	853,439	69,711	49,564	1,418,192
Sep-23	347,199	55,737	774,052	50,984	30,405	1,258,377

## TURNOFF

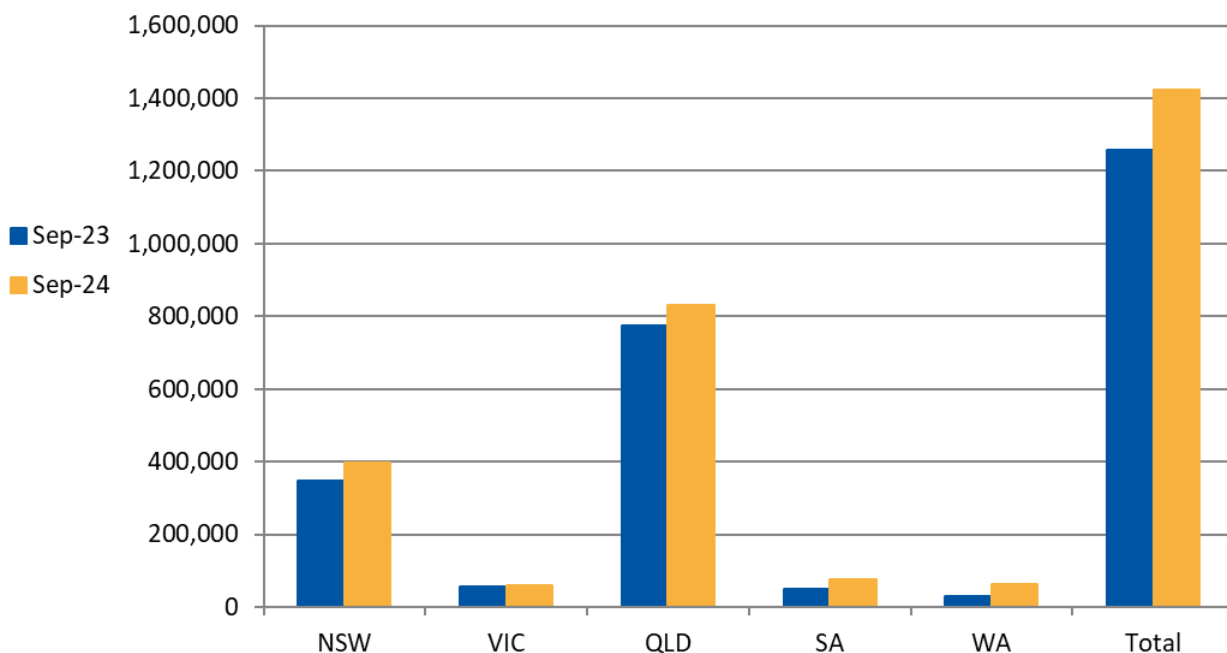
Quarter	NSW	VIC	QLD	SA	WA	Total
Sep-24	227,883	39,869	499,834	46,690	45,654	859,930
Jun-24	160,454	42,130	454,403	43,309	33,800	734,096
Sep-23	163,580	28,390	358,827	28,044	39,176	618,017

## CAPACITY

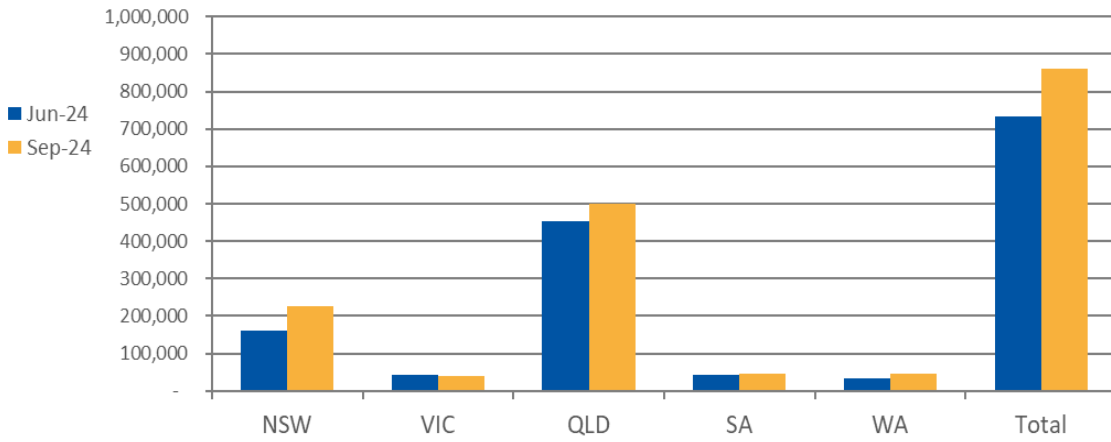
Quarter	NSW	VIC	QLD	SA	WA	Total
Sep-24	471,340	84,575	918,874	79,215	89,614	1,643,618
Jun-24	464,439	84,575	930,365	75,015	83,314	1,637,708
Sep-23	460,633	82,392	878,705	64,940	90,188	1,576,858

**Source:** Feedlot Capacity figures are provided by AUS-MEAT Limited (AUS-MEAT). AUS-MEAT owns and administers the National Feedlot Accreditation Scheme (NFAS) on behalf of ALFA and the feedlot sector. Actual Feedlot Capacity figures are reported under the NFAS.

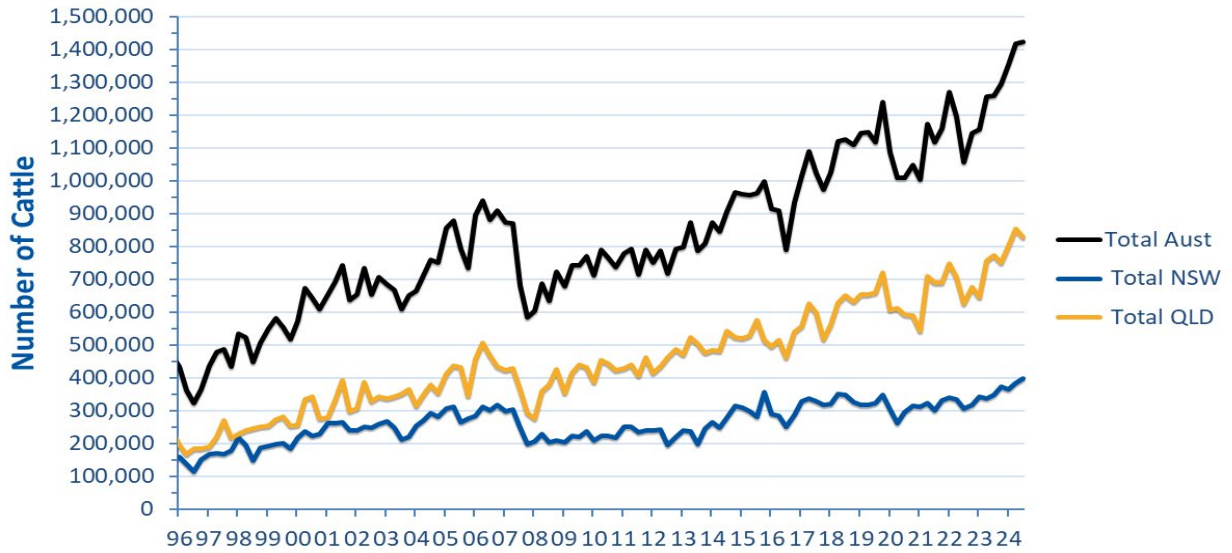
## NUMBERS ON FEED YoY



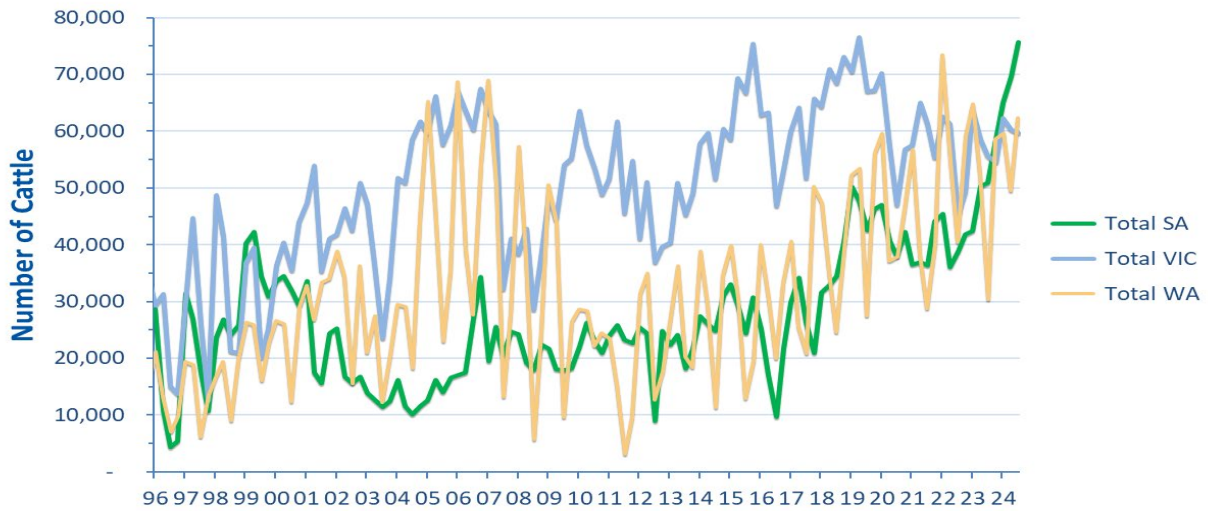
**QUARTERLY TURNOFF**



**CATTLE NUMBERS ON FEED - HISTORIC**



**CATTLE NUMBERS ON FEED - HISTORIC**



	Numbers on Feed Sep 24	Numbers on Feed Jun 24	Numbers on Feed Sep 23
<b>New South Wales</b>			
Less than 500 head	0	0	<b>1,126</b>
500 - 1000 head	10,599	10,693	<b>8,893</b>
1001 - 10,000 head	114,004	115,141	<b>103,907</b>
over 10,000 head	272,739	259,293	<b>233,273</b>
State Total	<b>397,342</b>	<b>385,127</b>	<b>347,199</b>
<b>Queensland</b>			
Less than 500 head	9,902	9,407	<b>9,263</b>
500 - 1000 head	23,971	23,073	<b>18,850</b>
1001 - 10,000 head	202,448	219,900	<b>190,966</b>
over 10,000 head	592,877	601,059	<b>554,973</b>
State Total	<b>829,198</b>	<b>853,439</b>	<b>774,052</b>
<b>Victoria</b>			
Less than 500 head	0	0	<b>0</b>
500 - 1000 head	2,479	3,065	<b>3,224</b>
1001 - 10,000 head	22,099	22,966	<b>18,387</b>
over 10,000 head	35,184	34,320	<b>34,126</b>
State Total	<b>59,762</b>	<b>60,351</b>	<b>55,737</b>
<b>South Australia</b>			
Less than 500 head	0	2,056	<b>1,016</b>
500 - 1000 head	1,699	1,848	<b>1,218</b>
1001 - 10,000 head	26,954	19,807	<b>23,750</b>
over 10,000 head	47,044	46,000	<b>25,000</b>
State Total	<b>75,697</b>	<b>69,711</b>	<b>50,984</b>
<b>Western Australia</b>			
Less than 500 head	0	744	<b>0</b>
500 - 1000 head	0	4,317	<b>3,180</b>
1001 - 10,000 head	51,816	27,000	<b>12,701</b>
over 10,000 head	10,577	17,503	<b>14,524</b>
State Total	<b>62,393</b>	<b>49,564</b>	<b>30,405</b>
<b>Australia</b>			
Less than 500 head	9,902	12,207	<b>11,405</b>
500 - 1000 head	38,748	42,996	<b>35,365</b>
1001 - 10,000 head	417,321	404,814	<b>349,711</b>
over 10,000 head	958,421	958,175	<b>861,896</b>
Total	<b>1,424,392</b>	<b>1,418,192</b>	<b>1,258,377</b>

Note: Due to rounding, numbers presented throughout this document may not add up to the total

Source: ALFA/MLA, September 2024, National Accredited Feedlot Survey