



# Media Release

14<sup>th</sup> November, 2012

## Grain fed cattle numbers down

Results from the latest ALFA/ MLA September quarter survey showed a 9% decline in cattle numbers on feed compared to the last quarter, though similar numbers year-on-year.

Australian Lot Feeders' Association (ALFA) President Don Mackay commented that the decline was predominantly driven by higher feed grain prices (particularly in southern states) and continued sluggish export demand.

"Feed barley and wheat prices in the Riverina increased by 18% and 34% respectively over the quarter whilst a resilient dollar, US competition and continued difficult economic conditions in our major export markets stymied any chance for beef demand growth."

"Higher feed grain prices largely reflected the impact of the ongoing drought on the US corn crop, with higher increases experienced in southern states as prices became more aligned with those seen in other parts of Australia."

"Cattle numbers on feed increased in Queensland, bucking the trends seen in other states, as lower feeder cattle prices at the end of the quarter offset grain price rises."

"Whilst Queensland yearling steers on average rose 2% for the quarter, feeder cattle prices (particularly for lighter domestic cattle) declined in September, as drier seasonal conditions forced increased numbers onto the market."

Meat & Livestock Australia's Manager for Market Information and Analysis, Tim McRae stated that "grain fed beef exports totalled 50,683 tonnes swt in the September quarter - 7% lower year-on-year, underpinned by weak Japanese and Korean demand."

"Grainfed exports to Japan fell 4% year-on-year during the September quarter, to 33,801 tonnes swt whilst shipments to Korea finished the September quarter 23% below year ago levels at 7,776 tonnes swt."

"Unfortunately, the Australian dollar remained strong against the currencies of our major markets averaging US\$1.04 over the quarter (1% down year-on-year), flat against the Japanese Yen and 3% higher against the Korean Won."

*For further information:*

Don Mackay  
President - ALFA  
Mob: 0408-482-737

Dougal Gordon  
CEO - ALFA  
Ph: (02) 9290-3700  
Mob: 0414-495-368

Tim McRae  
Manager, Market Information  
and Analysis - MLA  
Ph: (02) 9463-9112

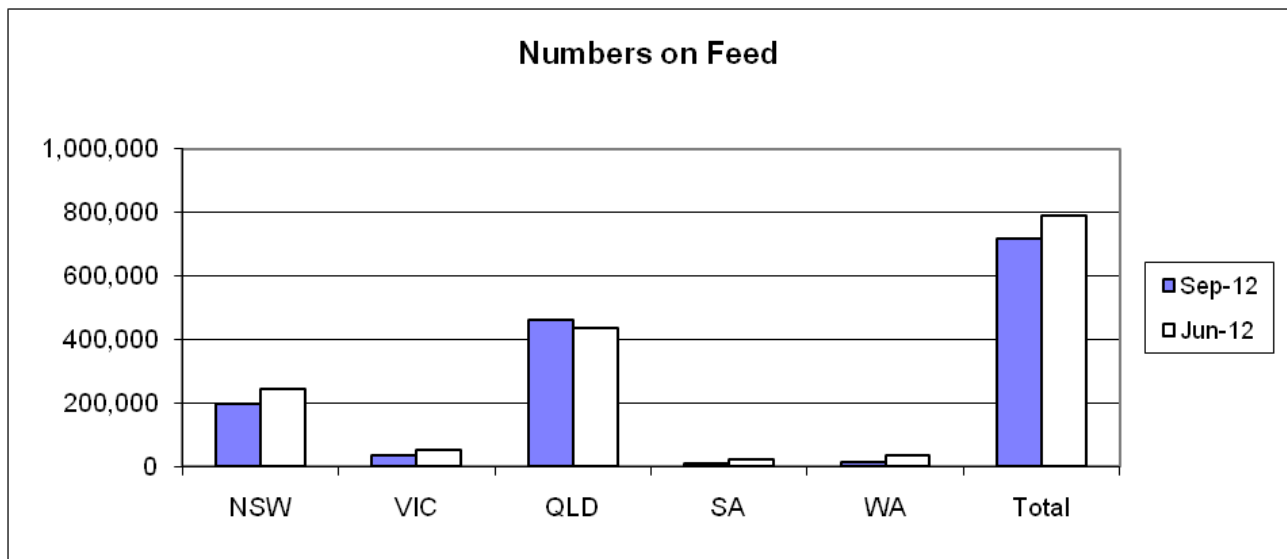
**ALFA / MLA FEEDLOT SURVEY  
Jul – Sep 2012**

**Cattle numbers on feed, capacity and capacity utilisation**

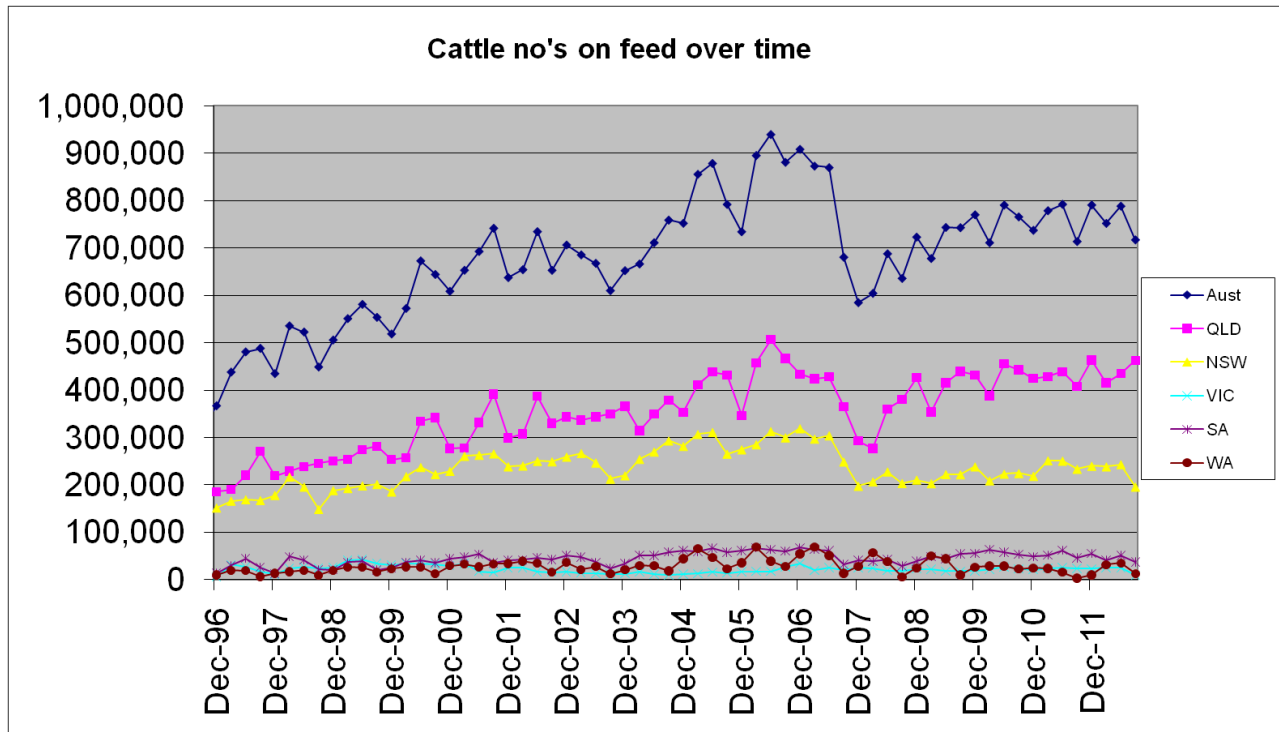
<b>Numbers on Feed</b>	<i>NSW</i>	<i>VIC</i>	<i>QLD</i>	<i>SA</i>	<i>WA</i>	<b>Total</b>
Sep-12	196,073	36,906	462,510	9,036	12,620	<b>717,145</b>
Jun-12	243,261	51,077	434,862	24,477	34,948	<b>788,625</b>
Sep-11	233,677	45,625	407,957	23,315	3,151	<b>713,725</b>

<b>Capacity</b>	<i>NSW</i>	<i>VIC</i>	<i>QLD</i>	<i>SA</i>	<i>WA</i>	<b>Total</b>
Sep-12	418,412	94,814	634,163	32,926	99,383	<b>1,279,698</b>
Jun-12	417,412	93,195	613,780	32,940	109,383	<b>1,266,710</b>
Sep-11	409,392	103,104	614,819	30,840	94,139	<b>1,252,294</b>

<b>Utilisation</b>	<i>NSW</i>	<i>VIC</i>	<i>QLD</i>	<i>SA</i>	<i>WA</i>	<b>Total</b>
Sep-12	47%	39%	73%	27%	13%	<b>56%</b>
Jun-12	58%	55%	71%	74%	32%	<b>62%</b>
Sep-11	57%	44%	66%	76%	3%	<b>57%</b>



**ALFA / MLA FEEDLOT SURVEY  
Jul – Sep 2012**



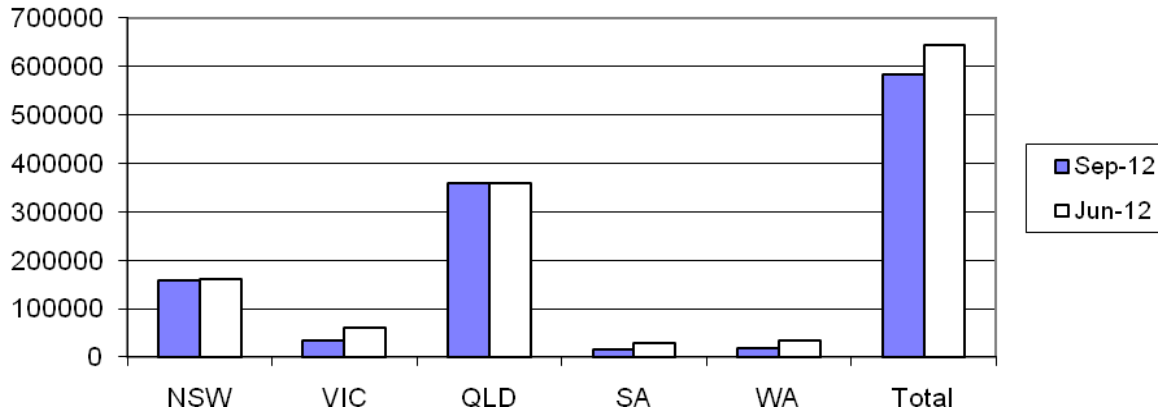
**Total Cattle Turnoff**

<b>Total Turnoff (year ending)</b>	<b>NSW</b>	<b>VIC</b>	<b>QLD</b>	<b>SA</b>	<b>WA</b>	<b>Total</b>
Dec-11	665278	220082	1402924	101822	55026	2445132
Dec-10	634526	207305	1468631	110831	112318	2533611
Dec-09	587444	161614	1374959	77281	130601	2331899
Dec-08	570099	150271	1212738	76910	124485	2134503
Dec-07	717243	197930	1261965	79036	148021	2404195
Dec-06	702085	208248	1495867	70054	149847	2626101

<b>Total Turnoff (quarterly)</b>	<b>NSW</b>	<b>VIC</b>	<b>QLD</b>	<b>SA</b>	<b>WA</b>	<b>Total</b>
Sep-12	157431	35303	358319	14668	18643	<b>584364</b>
Jun-12	161974	59766	359425	29882	33229	<b>644276</b>
Sep-11	170450	64665	378823	25021	8009	<b>646968</b>

**ALFA / MLA FEEDLOT SURVEY  
Jul – Sep 2012**

**Quarterly Turnoff**



**State Breakdown by Feedlot Size**

	Capacity Sep 12	Capacity Jun 12	Capacity Sep 11	Numbers on Feed Sep 12	Numbers on Feed Jun 12	Numbers on Feed Sep 11
<b>New South Wales</b>						
Less than 500 head	7,409	7,409	6,489	3,525	5,034	3,340
500 -1000 head	20,354	20,354	18,754	1,722	2,740	3,039
1000 - 10000 head	106,076	106,076	112,576	56,585	53,593	56,479
over 10000 head	284,573	283,573	271,573	134,241	181,894	170,819
<i>State Total</i>	<i>418,412</i>	<i>417,412</i>	<i>409,392</i>	<i>196,073</i>	<i>243,261</i>	<i>233,677</i>
<b>Queensland</b>						
Less than 500 head	35,995	36,118	39,491	11,196	12,103	10,766
500 -1000 head	45,775	45,775	44,690	15,833	16,981	14,767
1000 - 10000 head	223,972	223,972	228,232	164,060	163,672	157,423
over 10000 head	328,421	307,915	302,406	271,421	242,106	225,001
<i>State Total</i>	<i>634,163</i>	<i>613,780</i>	<i>614,819</i>	<i>462,510</i>	<i>434,862</i>	<i>407,957</i>
<b>Victoria</b>						
Less than 500 head	9,315	7,696	805	6,294	5,826	120
500 -1000 head	1,000	1,000	6,800	0	0	6,800
1000 - 10000 head	28,499	28,499	31,499	7,928	15,986	19,859
over 10000 head	56,000	56,000	64,000	22,684	29,265	18,846
<i>State Total</i>	<i>94,814</i>	<i>93,195</i>	<i>103,104</i>	<i>36,906</i>	<i>51,077</i>	<i>45,625</i>
<b>South Australia</b>						
Less than 500 head	3,484	3,498	2,900	542	1,064	530
500 -1000 head	6,368	6,368	5,775	3,565	2,915	3,790
1000 - 10000 head	23,074	23,074	22,165	4,929	20,498	18,995
over 10000 head	0	0	0	0	0	0
<i>State Total</i>	<i>32,926</i>	<i>32,940</i>	<i>30,840</i>	<i>9,036</i>	<i>24,477</i>	<i>23,315</i>

**ALFA / MLA FEEDLOT SURVEY**  
**Jul – Sep 2012**

<b>Western Australia</b>						
Less than 500 head	13,623	13,623	6,879	243	4,260	61
500 -1000 head	15,160	15,160	8,360	75	4,068	0
1000 - 10000 head	70,600	80,600	68,900	12,302	26,620	3,090
over 10000 head	0	0	10,000	0	0	0
<i>State Total</i>	99,383	109,383	94,139	12,620	34,948	3,151
<b>Australia</b>						
Less than 500 head	69,826	68,344	56,564	21,800	28,287	14,817
500 -1000 head	88,657	88,657	84,379	21,195	26,704	28,396
1000 - 10000 head	452,221	462,221	463,372	245,804	280,369	255,846
over 10000 head	668,994	647,488	647,979	428,346	453,265	414,666
<i>Total</i>	1,279,698	1,266,710	1,252,294	717,145	788,625	713,725